

potterybarnkids

Furniture Guide

Thomas *bedroom collection*



Timeless style and lasting durability make the Thomas Collection a perennial favorite.

style

Wide beadboard paneling, hefty ball finials and frame-and-panel construction capture the warmth and hardiness of early American designs.

construction

Masterfully constructed for enduring style, all pieces are framed in pine and feature long-lasting mortise and tenon joinery.

finish


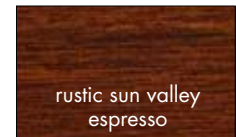

Our multi-step finishing process accentuates the distressing of the wood, and is sealed with two layers of protective lacquer.

Thomas Bed

A Pottery Barn Kids classic, this bed features frame-and-panel construction, ball finials, turned wood legs and rustic beadboard paneling. It comes in Twin, Full and Queen sizes. The rustic finish gives it the look and feel of a family heirloom.

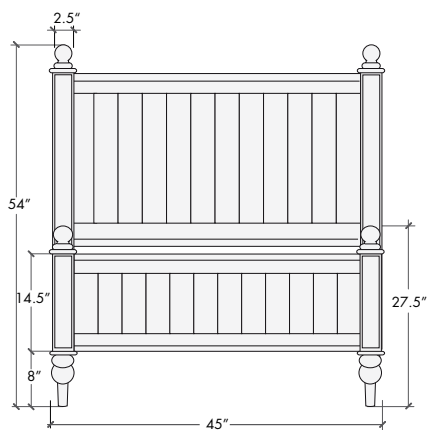


wood finishes

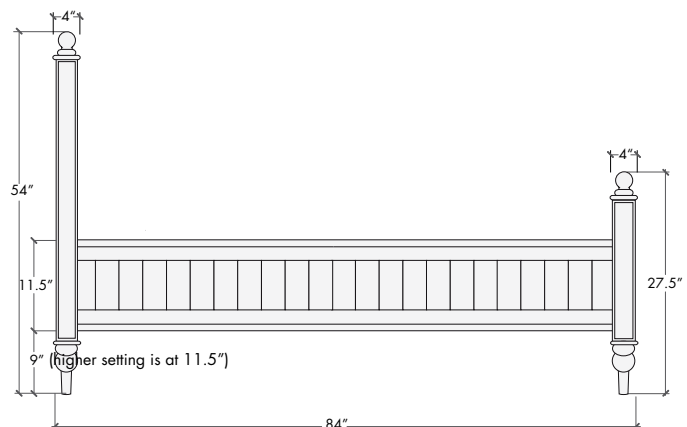


ITEM PART	WIDTH	LENGTH/DEPTH	HEIGHT
Overall Assembled - Twin	45"	84"	54"
Overall Assembled - Full	60"	84"	54"
Overall Assembled - Queen	67"	87"	54"
Thomas Trundle	40.5"	75.5"	8"

front (twin)



side (twin)


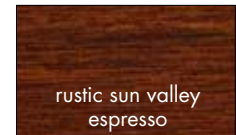
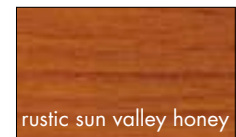


Thomas Bunk Bed

Kids feel snug and safe tucked within the sturdy paneled design of our Thomas Bunk Bed. It's built with frame-and-panel construction, ball finials, turned wood legs and rustic beadboard paneling. The bunk bed can be separated easily into two twin beds if needed, and the ladder can be placed on either side; extra ball finials are included for the headboard. The consumer product safety commission recommends that top bunks not be used for children under six years of age.

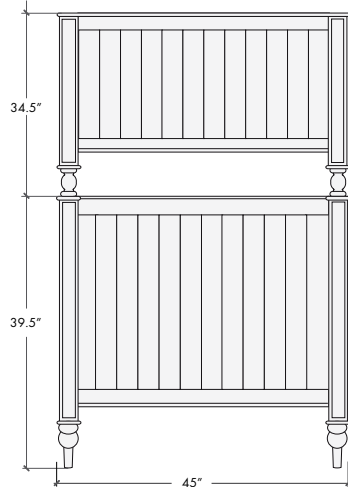


wood finishes

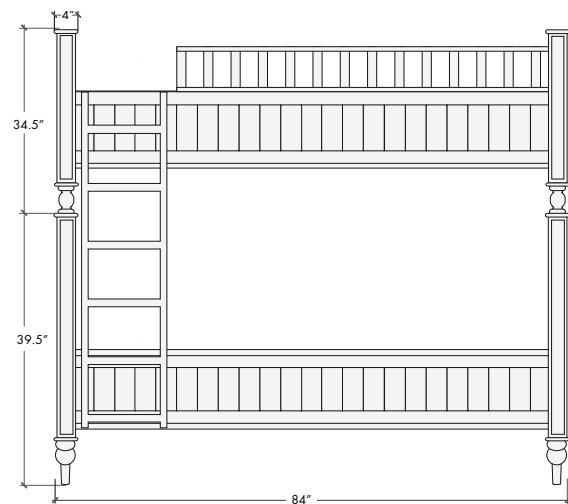


ITEM PART	WIDTH	LENGTH/DEPTH	HEIGHT
Overall Assembled	45"	83"	74"
Top Bed	45"	83"	34.5"
Bottom Bed	45"	83"	39.5"
Ladder	14"	3"	51"

front



side


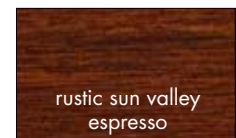



Thomas Twin-Over-Full Bunk

The full-size lower bed is ideal for an older sibling or overnight guest, while younger kids love to sleep up top. Later, the two beds separate for complete, stand-alone beds, and the ladder can be placed on either side. The bunk bed is beautifully built with solid wood framing and mortise and tenon joinery. The consumer product safety commission recommends that top bunks not be used for children under six years of age.

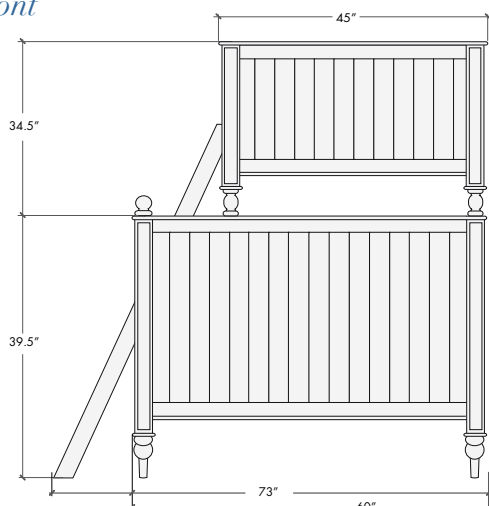


wood finishes

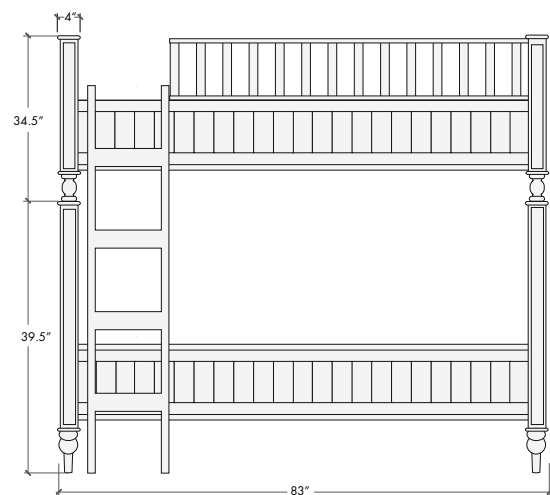


ITEM PART	WIDTH	LENGTH/DEPTH	HEIGHT
Overall Assembled	60"	83"	74"
Top Bed	45"	83"	34.5"
Bottom Bed	60"	83"	39.5"
Ladder	14"	3"	67.5"

front



side


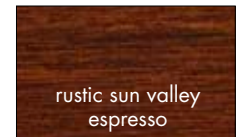



Thomas Dresser

A bedroom essential, our Thomas Dresser combines hardworking utility with a warm, rustic look. Drawers are big and roomy and set on wood glides. The knobs are slightly oversized and easy for little ones to manage themselves.

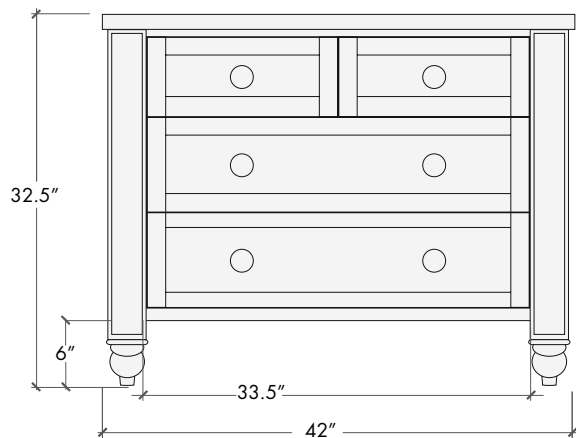


wood finishes

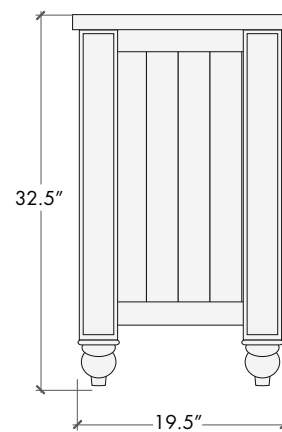


ITEM PART	WIDTH	LENGTH/DEPTH	HEIGHT
Overall Assembled	42"	19.5"	32.5"
Top Drawers (2)	16"	13.5"	6"
Bottom Drawers (2)	33.5"	13.5"	8"

front



side


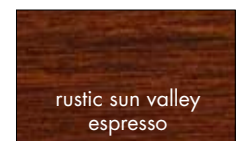



Thomas Extra-Wide Dresser

This spacious extra-wide dresser provides plenty of storage space with three small and four large drawers for clothing, sweaters and linens. Drawers have center-mounted wood glides and knobs designed for small hands. Superb craftsmanship and our exclusive Rustic Sun Valley finish lend an heirloom appeal.

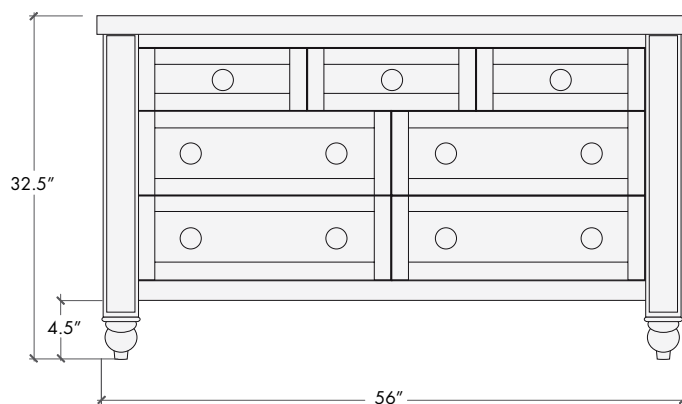


wood finishes

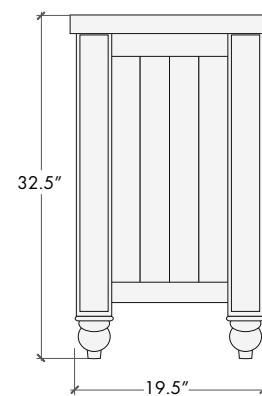


ITEM PART	WIDTH	LENGTH/DEPTH	HEIGHT
Overall Assembled	56"	19.5"	32.5"
Top Drawer Interior (3)	14.5"	13.5"	6"
Bottom Drawer Interior (4)	21.5"	13.5"	8"

front



side


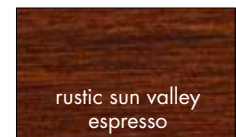



Thomas Drawer Chest

Like classic drawer chests from an earlier era, this one stands over four feet tall. It's built to our highest quality specifications, with dovetail joinery and frame-and-panel construction, and detailed with beadboarding and turned feet. All drawers slide on wood glides.

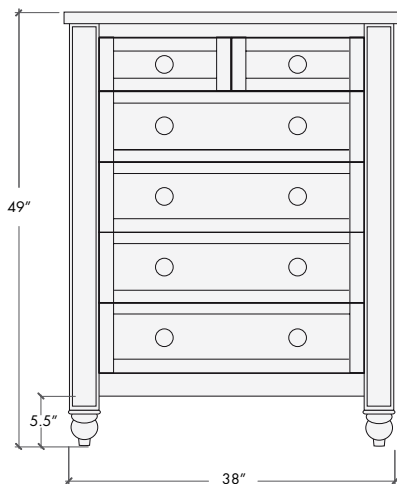


wood finishes

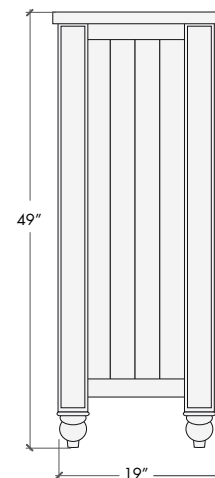


ITEM PART	WIDTH	LENGTH/DEPTH	HEIGHT
Overall Assembled	38"	19"	49"
Top Drawers (2)	14.5"	13.5"	6"
Bottom Drawers (4)	28"	13.5"	8"

front



side


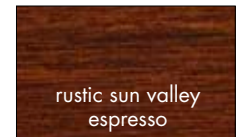



Thomas Nightstand

This perfect bedside addition features a wide surface for a lamp and two extra-deep drawers for books and treasures. Warm and rustic, the nightstand is built to last, with quality details like dovetail joinery and center-mounted wood drawer glides.

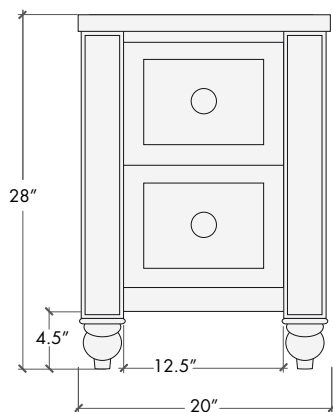


wood finishes

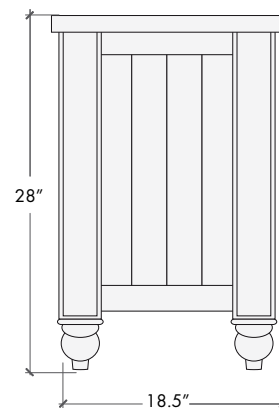


ITEM PART	WIDTH	LENGTH/DEPTH	HEIGHT
Overall Assembled	20"	18.5"	28"
Drawers (2)	12.5"	12"	9"

front



side


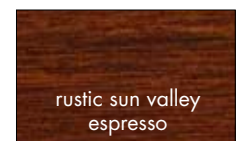



Thomas Wide Bookcase

Available in two sizes, our Thomas bookcase is expertly crafted and finished entirely by hand. Built with mortise and tenon joinery and frame-and-panel construction, then detailed with beadboarding, the stand-alone bookcases have fixed shelves that accommodate our medium and large Sabrina Baskets. Assembly required.

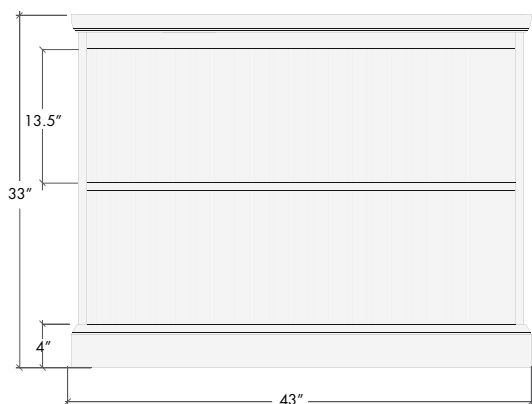


wood finishes

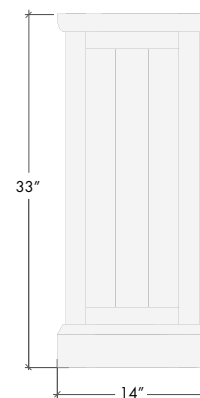


ITEM PART	WIDTH	LENGTH/DEPTH	HEIGHT
Overall Assembled	43"	14"	33"
Fixed Shelf Space	40"	12.5"	13.5"

front



side


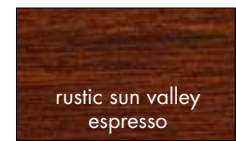
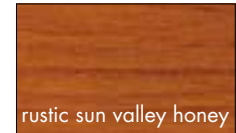


Thomas Tall Bookcase

Available in two sizes, our Thomas bookcase is expertly crafted and finished entirely by hand. Built with mortise and tenon joinery and frame-and-panel construction, then detailed with beadboarding, the stand-alone bookcases have fixed shelves that accommodate our medium and large Sabrina Baskets. Assembly required.

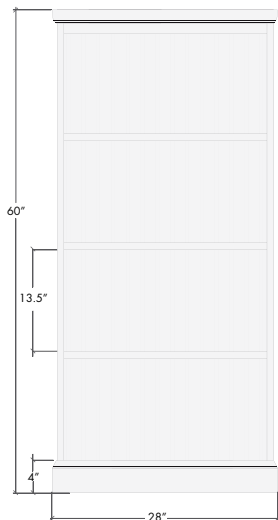


wood finishes

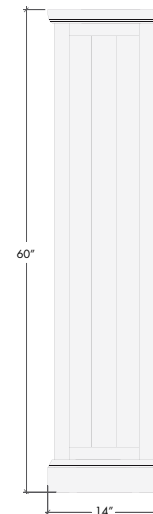


ITEM PART	WIDTH	LENGTH/DEPTH	HEIGHT
Overall Assembled	28"	14"	60"
Fixed Shelves (4)	25"	12.5"	13.5"

front



side


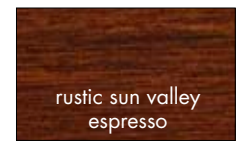



Thomas Desk & Hutch

Let kids know that school is serious business with this sturdy, well-made desk. It has a roomy work surface, two large side drawers and a pullout keyboard tray. Make the wall space above equally hard-working with the matching hutch, which offers three storage cubbies, a corkboard back and cord cutouts. Assembly required.

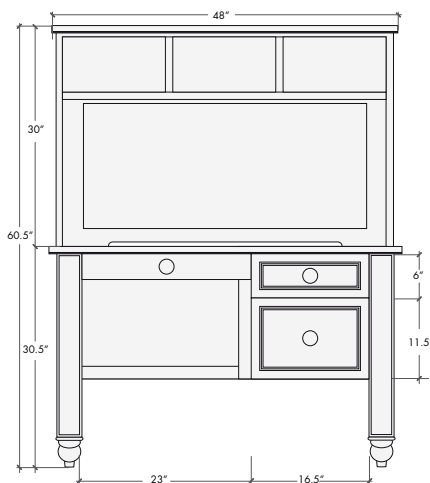


wood finishes

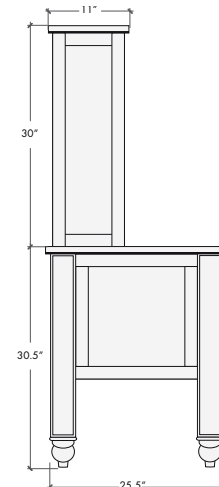


ITEM PART	WIDTH	LENGTH/DEPTH	HEIGHT
Overall Assembled	48"	25.5"	60.5"
Desk	47"	25.5"	30.5"
Top Drawer (interior)	13.5"	16.5"	3.5"
Bottom Drawer (interior)	13.5"	16.5"	8"
Hutch	48"	11"	30"
Hutch Cubbies (3)	14"	9"	7.5"

front



side


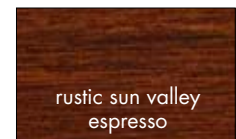



Thomas Dresser & Changing Table Topper

Both our Thomas Dresser (shown) and our Thomas Extra Wide Dresser become a perfect spot for diaper changes with the addition of our sturdy changing table topper. Simply remove the topper when you're transitioning the nursery into a big-kid room. The dresser is beautifully built with solid wood framing, dovetail joinery and sturdy wood drawer glides.

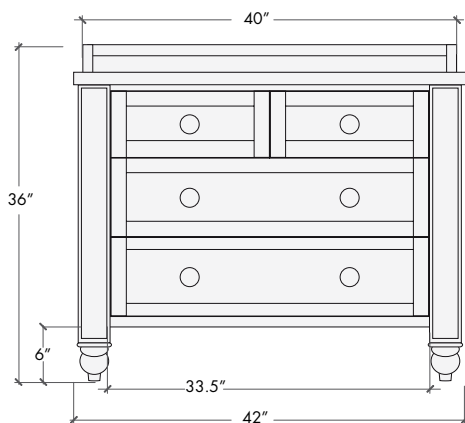


wood finishes

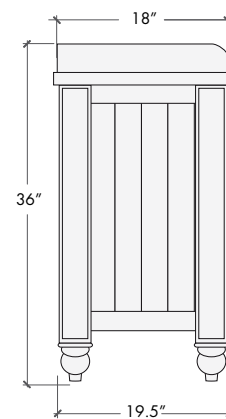


ITEM PART	WIDTH	LENGTH/DEPTH	HEIGHT
Overall Assembled	42"	19.5"	36"
Top Drawers (2)	16"	14"	7"
Bottom Drawers (2)	32"	14"	9"
Changing Table Topper	40"	18"	3.5"
Extra-Wide Overall Assembled	56"	19.5"	35.5"
Extra-Wide Top Drawers (3)	14.5"	13.5"	4"
Extra-Wide Bottom Drawers (4)	21.5"	13.5"	4.5"
Extra-Wide Topper	54.5"	18"	3.5"

front



side






Thomas Crib

Our crib combines the rustic beadboard paneling of our Thomas Collection with all the safety and convenience features your baby deserves. The solid mattress platform can be adjusted to three heights to accommodate your growing child. The side rail is designed for easy, one-handed use. Clear plastic teething guards on both sides protect your baby's teeth, as well as the beauty and finish of the wood. Assembly required.

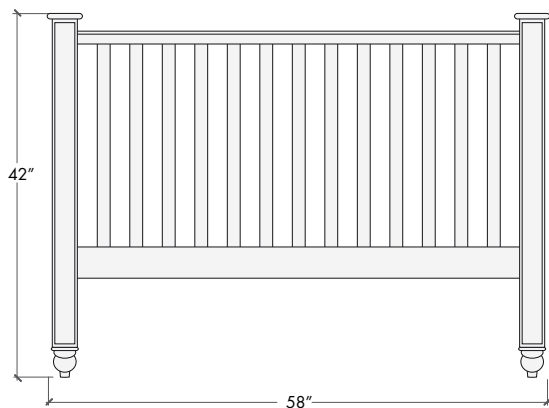


wood finishes

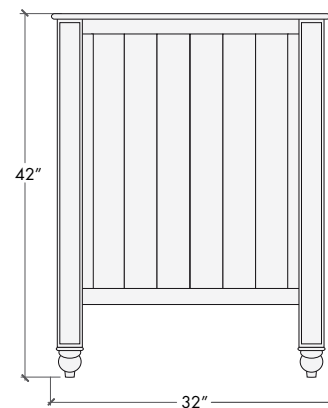


ITEM PART	WIDTH	LENGTH/DEPTH	HEIGHT
Overall Assembled	58"	32"	42"
Conversion Kit	49"	5"	1" thick

front

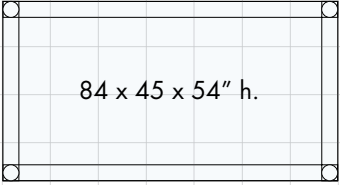
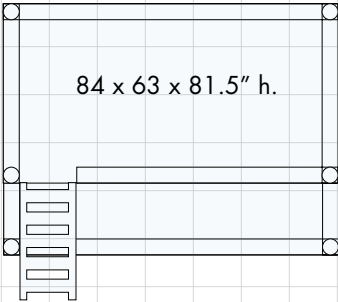
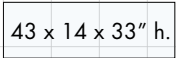
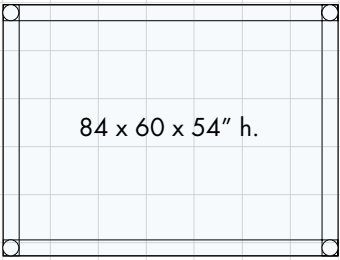
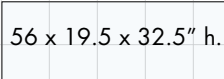
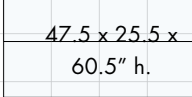
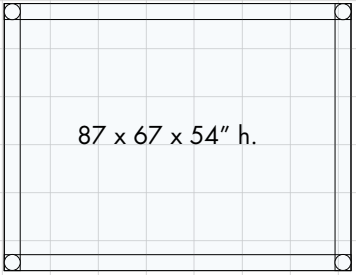
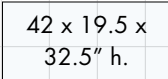
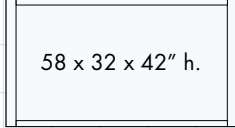
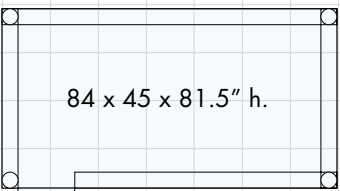
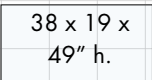
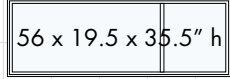
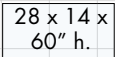

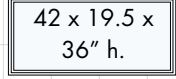



side



Measuring for Furniture:

1. Measure your room. (one ft. = 1/4 inch).
2. Take the grid paper supplied on the last page of this download and draw the proportions.
Remember to include door and windows.
3. Cut out your desired furniture pieces below, trim close to furniture edge.
4. Play with different room arrangements.

<p><i>thomas twin bed</i></p>  <p>84 x 45 x 54" h.</p>	<p><i>thomas twin-over-full bunk</i></p>  <p>84 x 63 x 81.5" h.</p>	<p><i>thomas tall bookcase</i></p>  <p>43 x 14 x 33" h.</p>
<p><i>thomas full bed</i></p>  <p>84 x 60 x 54" h.</p>	<p><i>thomas extra-wide dresser</i></p>  <p>56 x 19.5 x 32.5" h.</p>	<p><i>thomas desk & hutch</i></p>  <p>47.5 x 25.5 x 60.5" h.</p>
<p><i>thomas queen bed</i></p>  <p>87 x 67 x 54" h.</p>	<p><i>thomas dresser</i></p>  <p>42 x 19.5 x 32.5" h.</p>	<p><i>thomas crib</i></p>  <p>58 x 32 x 42" h.</p>
<p><i>thomas bunk bed</i></p>  <p>84 x 45 x 81.5" h.</p>	<p><i>thomas drawer chest</i></p>  <p>38 x 19 x 49" h.</p>	<p><i>thomas extra-wide dresser w/topper</i></p>  <p>56 x 19.5 x 35.5" h.</p>
<p><i>thomas wide bookcase</i></p>  <p>28 x 14 x 60" h.</p>	<p><i>thomas nightstand</i></p>  <p>20 x 18.5 x 28" h.</p>	<p><i>thomas dresser w/topper</i></p>  <p>42 x 19.5 x 36" h.</p>



one ft. = 1/4 inch