

potterybarnkids

Furniture Guide

Madeline *bedroom collection*



Our Madeline Collection borrows its sweet, graceful style from the best of European furniture.

style

The collection's heirloom appeal comes from details like inset panels, fluted posts and its signature floral molding.

construction

Built to last her for years to come, the collection features solid hardwood framing, dovetail joinery and extensive detailing.

finish

Multiple layers of paint are distressed by hand; two layers of protective lacquer deliver a pristine finish.

Madeline Bed

The centerpiece of the collection, this beautiful bed features the signature floral motif, inset paneling on the headboard and footboard, solid wood fluted posts, and a meticulously detailed trundle (sold separately). The bed is available in Twin, Full and Queen sizes.

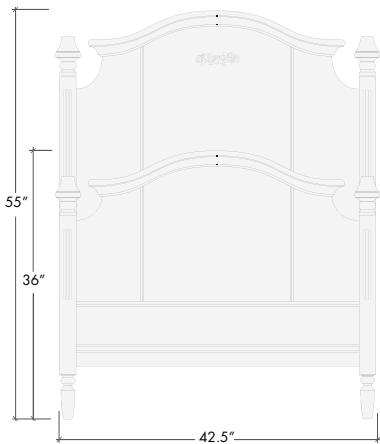


wood finishes

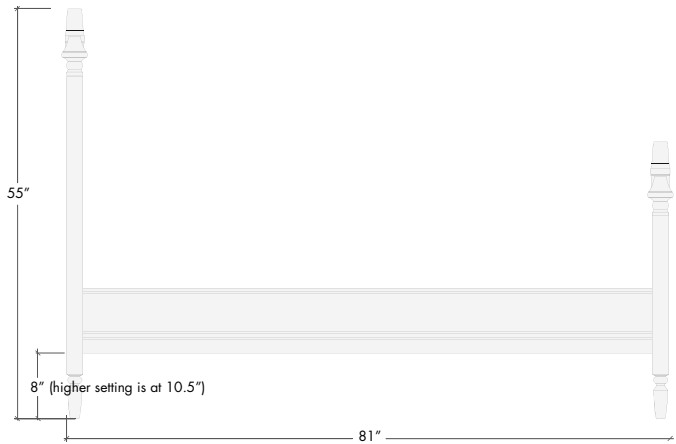


ITEM PART	WIDTH	LENGTH/DEPTH	HEIGHT
Overall Assembled - Twin	42.5"	81"	55"
Overall Assembled - Full	58"	81"	55"
Overall Assembled - Queen	65"	85"	55"
Trundle	41"	75.5"	9"

front (twin)



side (twin)





Madeline Bed with Canopy

This canopy bed is every girl's dream. It's beautiful from every angle, from the intricate floral molding on the headboard to the slim and graceful posts. The bed is built with hardwood framing and mortise and tenon joinery for strength and integrity. It comes with molded finials, for easy conversion to a standard bed. Canopy kit sold separately.

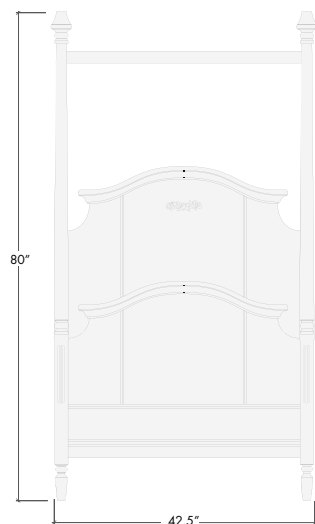


wood finishes




ITEM PART	WIDTH	LENGTH/DEPTH	HEIGHT
Overall Assembled - Twin	42.5"	81"	80"
Overall Assembled - Full	58"	81"	80"
Overall Assembled - Queen	65"	85"	80"
Trundle	41"	75.5"	9"

front



side





Madeline Daybed

Our beautiful daybed provides a snug haven for sleeping. The center panel of the bed, designed to nest against the wall, is embellished with the decorative floral detail that defines our Madeline Collection. The bed comes with a trundle that can be used with a mattress for sleepovers or without a mattress for extra storage.

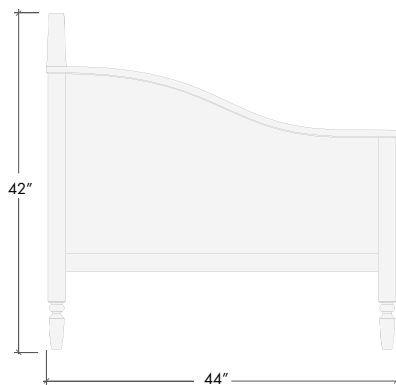


wood finishes

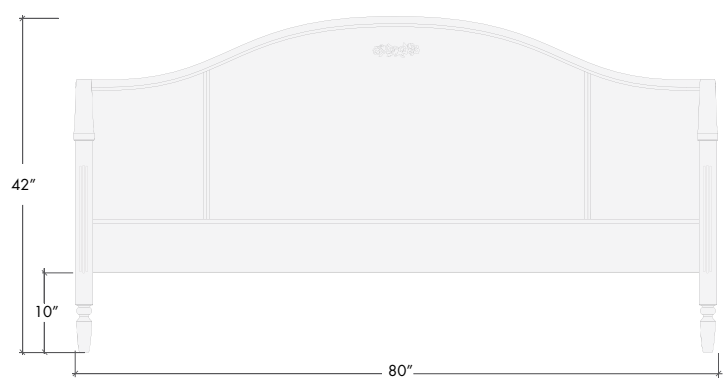


ITEM PART	WIDTH	LENGTH/DEPTH	HEIGHT
Overall Assembled	44	80"	42"
Trundle	40.5"	74.5"	9"

front



side




Madeline Dresser

This dresser is graceful in proportion and rich with detail. Inset side panels, fluted legs and carved edges give it an heirloom-quality appeal. The three large and two small drawers are fitted on center-mounted wood glides. The solid wood drawer pulls are hexagon-shaped, like those of an earlier era.

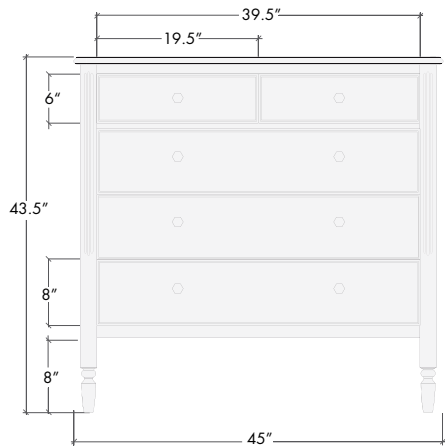


wood finishes

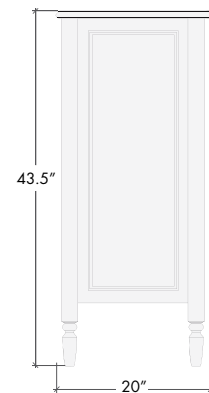


ITEM PART	WIDTH	LENGTH/DEPTH	HEIGHT
Overall Assembled	45"	20"	43.5"
Top Drawers Interior (2)	18.5"	13.5"	5.5"
Bottom Drawers Interior (3)	38"	14"	7.5"

front



side




Madeline Extra-Wide Dresser

Anticipate the needs of her growing wardrobe with this extra-wide dresser. It offers seven drawers for storage, four large and three small. Each drawer is detailed with a hexagonal knob and fitted on wood drawer glides. Heirloom details include inset side panels, fluted legs and carved edges.

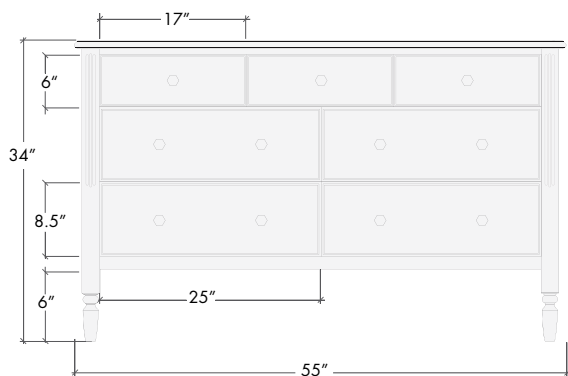


wood finishes

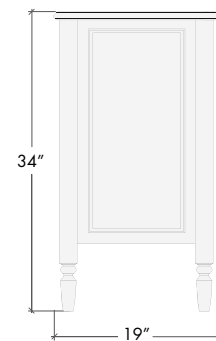


ITEM PART	WIDTH	LENGTH/DEPTH	HEIGHT
Overall Assembled	55"	19"	34"
Top Drawers (3)	17"	14"	6"
Bottom Drawers (4)	25"	14"	8.5"

front



side



Madeline Nightstand

The Madeline Nightstand is beautifully crafted with solid hardwood framing and dovetail joinery. It has a drawer on top with a hexagonal knob and a roomy shelf below. Inset side panels, fluted legs and carved edges make this an heirloom-quality piece.

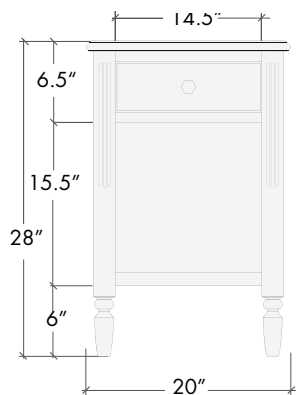


wood finishes




ITEM PART	WIDTH	LENGTH/DEPTH	HEIGHT
Overall Assembled	20"	18"	28"
Drawer Interior (1)	13.5"	13.5"	5.5"
Open Cubby (1)	14.5"	12"	15.5"

front



side





Madeline Armoire

A grand storage solution for a girl's bedroom. Elegant details include inset panels, hexagonal knobs and turned legs. The spacious interior has a hanging bar and two adjustable shelves to give your child room to organize; one large and two small drawers complete the storage options. Both doors are mirrored on the inside.

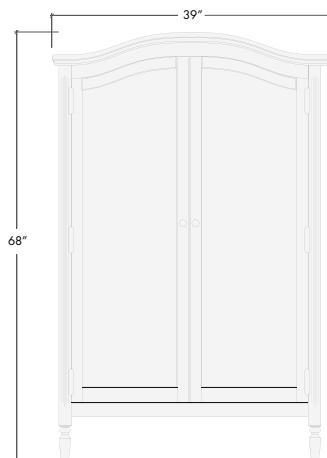


wood finishes

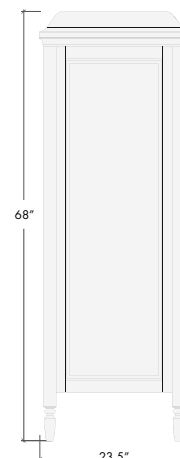


ITEM PART	WIDTH	LENGTH/DEPTH	HEIGHT
Overall Assembled	39"	23.5"	68"
Cabinet Behind Doors	33.5"	20.5"	59.5"
Top Drawer Interior (2)	12.5"	13"	5"
Bottom Drawer Interior (1)	27.5"	13"	5"

front




side



Madeline Bookcase


Two roomy shelves hold books and toys within easy reach of young children. Graceful in proportion and rich with detail, the bookcase is expertly crafted with hardwood framing and mahogany veneers. Inset side panels, fluted legs and carved shelf edges make this an heirloom-quality piece. Assembly required.

wood finishes

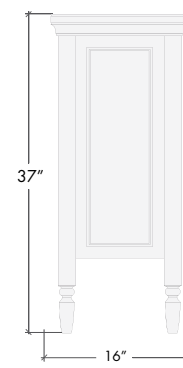


ITEM PART	WIDTH	DEPTH	HEIGHT
Overall Assembled	46"	16"	37"
Shelf Dimensions	41"	14"	1"

front



side




Madeline Storage Desk & Hutch

This storage desk gives your child the space she needs to organize her school supplies and get her schoolwork done. Designed to reflect the aesthetic of the entire Madeline Collection, this large desk has a foldout keyboard tray, two spacious drawers, fluted posts and levelers. The matching hutch offers three cubbies, two cabinets and an opening for a smart strip (sold separately).

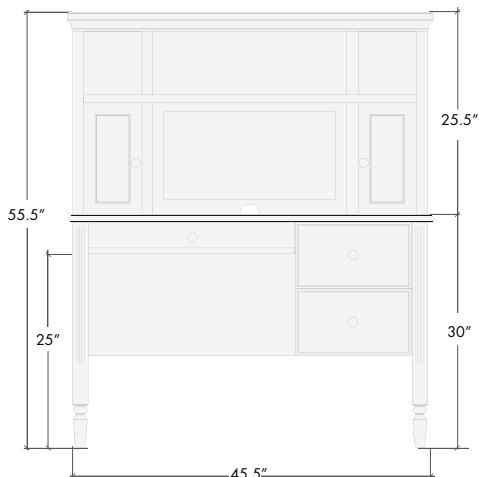


wood finishes

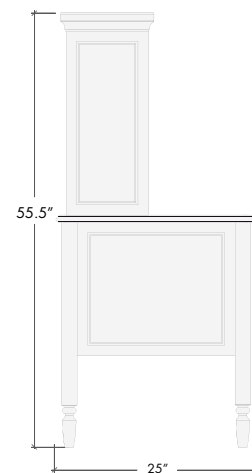


ITEM PART	WIDTH	LENGTH/DEPTH	HEIGHT
Overall Assembled	46"	25"	55.5"
Desk Alone	45.5"	25"	30"
Side Drawers (2)	15"	13"	8.5"
Keyboard Tray	25"	19"	4"
Hutch Alone	46"	12"	25.5"

front



side




Madeline Writing Desk & Small Hutch

Our Madeline Writing Desk pairs perfectly with the small hutch to create a space-smart place for your child to do her schoolwork. It's built with the same attention to quality construction as all the pieces in the collection.

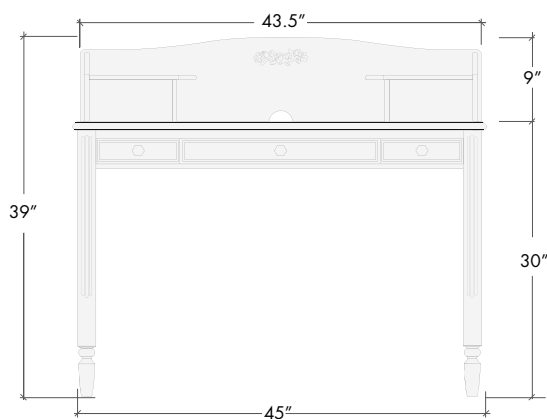


wood finishes

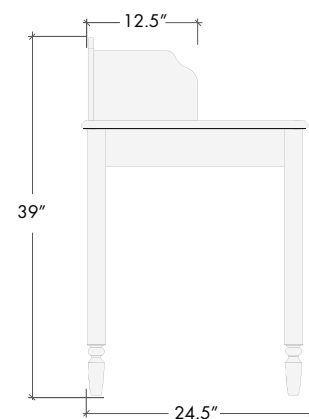


ITEM PART	WIDTH	LENGTH/DEPTH	HEIGHT
Desk Alone	45"	24.5"	30"
Center Drawer Interior	16.5"	7"	2"
Hutch Alone	43.5"	12"	9"
Hutch Shelf Dimensions	13.5"	10"	0.5" thick
Hutch Cubby interior	9.5"	9"	4.5"

front



side



Madeline Play Vanity & Tuffet Stool

Built with the same care, construction and design details as our full-sized Madeline furniture, this small-scale vanity is the perfect spot to play dress-up and make-believe. The tuffet (sold separately) has a comfortable cushioned top.

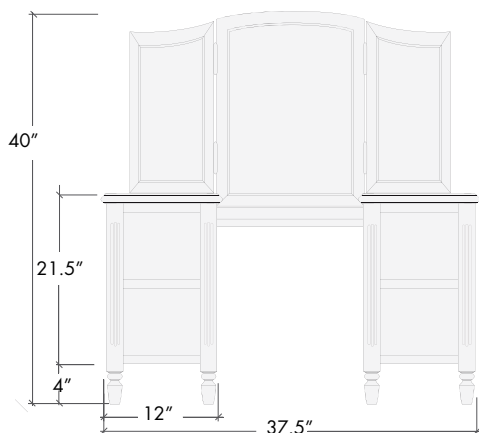


wood finishes

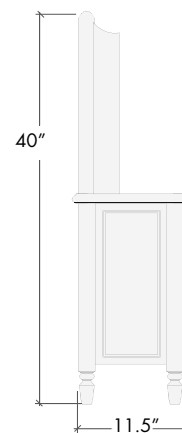
antique white

ITEM PART	WIDTH	LENGTH/DEPTH	HEIGHT
Vanity Overall Assembled	37.5"	11.5"	40"
Cubby Interior (4)	7.5"	7"	9.5"
Center Mirror	12.5"	N/A	17"
Side Mirrors (2)	6.5"	N/A	14.5"
Tuffet Stool Overall (w/Cushion)	12"	12"	13"
Cushion Top	12"	12"	1.5"

front

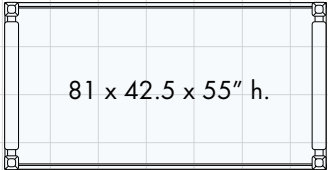
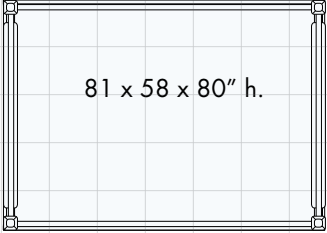

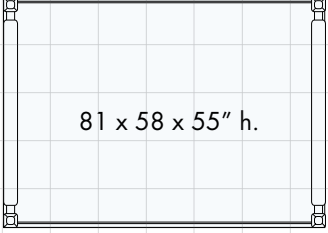
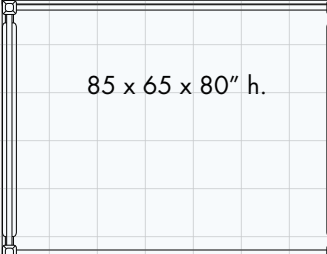
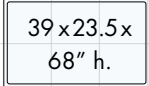
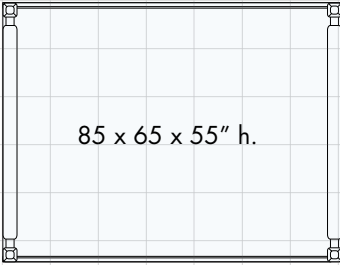
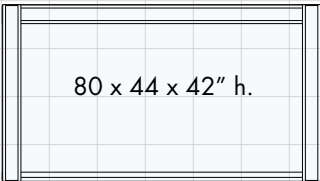
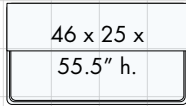
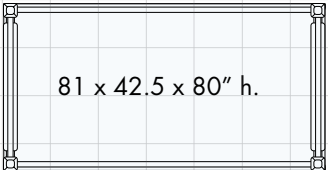
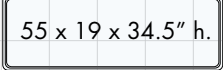
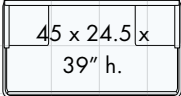
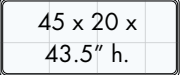
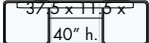



side



Measuring for Furniture:

1. Measure your room. (one ft. = 1/4 inch).
2. Take the grid paper supplied on the last page of this download and draw the proportions.
Remember to include door and windows.
3. Cut out your desired furniture pieces below, trim close to furniture edge.
4. Play with different room arrangements.

<p><i>madeline twin bed</i></p>  <p>81 x 42.5 x 55" h.</p>	<p><i>madeline full bed w/canopy</i></p>  <p>81 x 58 x 80" h.</p>	<p><i>madeline nightstand</i></p>  <p>20 x 18 x 28" h.</p>
<p><i>madeline full bed</i></p>  <p>81 x 58 x 55" h.</p>	<p><i>madeline queen bed w/canopy</i></p>  <p>85 x 65 x 80" h.</p>	<p><i>madeline armoire</i></p>  <p>39 x 23.5 x 68" h.</p>
<p><i>madeline queen bed</i></p>  <p>85 x 65 x 55" h.</p>	<p><i>madeline day bed</i></p>  <p>80 x 44 x 42" h.</p>	<p><i>madeline storage desk & hutch</i></p>  <p>46 x 25 x 55.5" h.</p>
<p><i>madeline twin bed w/canopy</i></p>  <p>81 x 42.5 x 80" h.</p>	<p><i>madeline extra-wide dresser</i></p>  <p>55 x 19 x 34.5" h.</p>	<p><i>madeline writing desk & small hutch</i></p>  <p>45 x 24.5 x 39" h.</p>
	<p><i>madeline dresser</i></p>  <p>45 x 20 x 43.5" h.</p>	<p><i>madeline vanity & tuffet stool</i></p>  <p>37.5 x 11.5 x 40" h.</p>



one ft. = 1/4 inch